

Index to the information package of a type approval with regard to a Regulation (UNECE) :

Last applicable Series of amendments	Base approval and update No	Extension No	Revision No	Issue date	Information document	
					Reference	Number of pages
R58-03	00	---	---	30.07.2021	TDHRUP210525T1	24
R58-03	00	01	---	Signature date	TDHRUP210525T1_Ext.01	12

Approved and to be attached to the approval certificate,




R. VERHELST

Getekend op : 2022-02-16 14:51:40 +0100 te Brussel

dossier nr. 44916 - E6\*58R03/02\*0684\*01





Communication concerning :

- ~~— Approval granted <sup>(4)</sup>~~
- Approval extended <sup>(1)</sup>
- ~~— Approval refused <sup>(4)</sup>~~
- ~~— Approval withdrawn <sup>(4)</sup>~~
- ~~— Production definitively discontinued <sup>(4)</sup>~~

of a type of rear underrun protective device (RUPD), pursuant to Regulation No.58

Approval No : E6\*58R03/02\*0684\*01

Extension No : 01

- |     |   |   |
|-----|---|---|
| 1.  | Trade name or mark of device :  | ALMIC   |
| 2.  | Type of device :  | BVR   |
| 3.  | Name and address of manufacturer :  | ALMIC BV<br>Bosuilstraat 7<br>B-3910 Pelt (Neerpelt)  |
| 4.  | If applicable, name and address of the manufacturer's representative :  | -   |
| 5.  | Characteristics of the device (dimensions and its fixing elements) :  | See information folder  |
| 6.  | Test conducted on a vehicle / on a representative part of the chassis of a vehicle <sup>(1)</sup> .                           |   |
| 7.  | Position on the device of the points of application of the test forces :  | P1: 975 mm from the middle<br>P2: 350 mm from the middle<br>P3: 0 mm from the middle                                |
| 8.  | Maximum horizontal and vertical deflection observed during and after the application of the test forces in Annex 5 :          | During:<br>Horizontal: 84mm<br>Vertical: 55mm downwards<br>After:<br>Horizontal: <50mm<br>Vertical: <50mm downwards |
| 9.  | Restrictions on application   |   |
|     | Vehicles on which the device may be installed (if applicable) :   | See information folder  |
|     | Characteristics of the chassis to which the device may be installed (e.g. stiffness, profile dimensions, ...) (if applicable) | See information folder  |
| 10. | Maximum mass of vehicle on which the device may be installed :  | 60.000kg  |

Getekend op : 2022-02-16 14:51:40 +0100 te Brussel

dossier nr. 44916 - E6\*58R03/02\*0684\*01



11. Device submitted for approval on : 13/01/2022
12. Technical Service responsible for conducting approval tests: ESTL NV  
Wafelstraat 46  
8540 Deerlijk  
Belgium
13. Date of report issued by that service: 13/01/2022
14. Number of report issued by that service : HRUP220111T1
15. Approval has been ~~granted / refused / extended / withdrawn~~ in respect of the RUPD <sup>(1)</sup>
16. Position of approval mark on the device : Support
17. Place : Brussels
18. Date : 16/02/2022
19. Signature :

ON BEHALF OF THE SECRETARY-GENERAL:



R. VERHELST

20. The following documents, bearing the approval number shown above, are available upon request:
- Drawings, diagrams and layout plans of the components of the structure considered to be of importance for the purposes of this Regulation;
  - Detailed information about the devices representing the vehicle structures used for the mounting of the RUPD (e.g. moment of inertia of the beams);
  - Where applicable drawings of the protective devices and their position on the vehicle.

(1) *Delete where not applicable*





**ESTL nv**  
Wafelstraat 46 - 8540 Deerlijk  
**Automotive certification**  
homologation@estl.be

www.estl.be  
BTW 0818.634.666  
+32 (0) 56 77 86 00





<b>1. Report</b>	<b>No.:</b> <b>HRUP220111T1</b>	<b>Update:</b> 00
	<b>Ref.:</b>	<b>Annexes:</b> see IV

<b>2. Test Subject</b>	Rear Underrun Protection Device		
<b>According to:</b>	ECE R58-03	Supplement 2	EC 661/2009

<b>3. Information</b>	
<b>Manufacturer:</b>	Almic bvba Bosuilstraat 7 3910 Neerpelt Belgium
<b>Make of the RUPD:</b>	ALMIC
<b>Type and commercial description:</b>	BVR
<b>Category(ies):</b>	O, N

<b>4. Test</b>			
<b>Place and date:</b>	ESTL, Wafelstraat 46, Deerlijk, Belgium	11/01/2022	
<b>Manufacturer's representative:</b>	M. Marc Janssens		
<b>Test Engineer:</b>	Ing. Kristof Baeyens & Ing. Jeroen D'haese		
<b>Technical documentation:</b>	TDHRUP210525T1_Ext.01		
<b>Location of E-mark:</b>	See information folder		

<b>5. Conclusions</b>	
The model represented <b>fulfils</b> the hereunder performed tests, as described in Regulation 58-03.	
<b>Performed by:</b>	<b>Revised by:</b>
 Ing. Kristof Baeyens & Ing. Jeroen D'haese Test Engineer	 Ba. Matthias Vindevogel Test Engineer
<b>Date:</b>	13/01/2022



Report : **HRUP220111T1**

Report type:	<del>Base report</del> / Extension / <del>Revision</del>
Reason for ext. / rev.:	Update of the mounting instructions
Scope for approval	<del>Individual / National series</del> / International series

### **I. Modifications**

Update of the mounting instructions by adding more bolt position possibilities for the connection to the chassis.

The maximum permissible mass is lifted towards 60000kg

### **II. Verifications**

The above mentioned modifications are verified by calculations as not having inappreciable adverse influence. on previous test results.

The maximum test forces were applied on the test specimen at the first assesment.

### **III. Conclusions**

the modifications described in the above mentioned information document will not change the favourable conclusions of test report HRUP210525T1

### **IV. Annexes**

No.	Description	# Pages
-	-	-